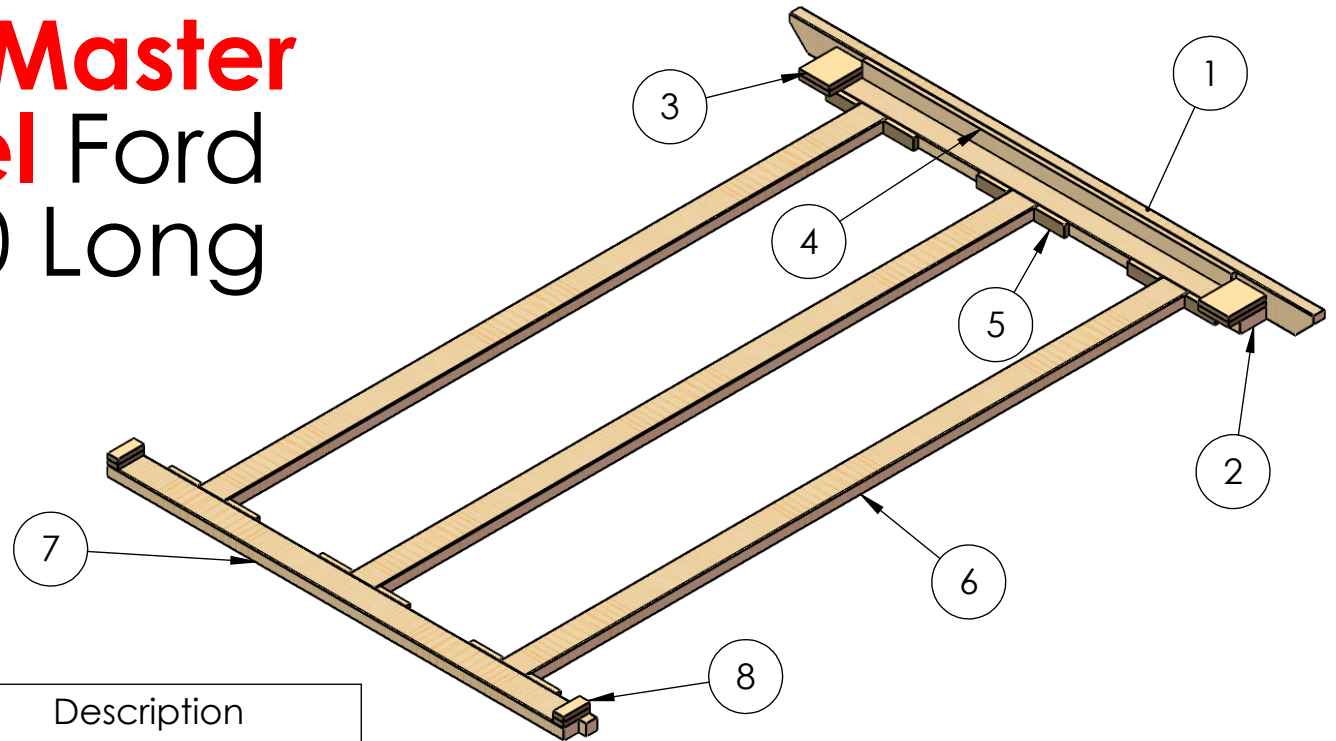



# Master 60 & **Master 75 Old model** Ford F-250 & F-350 Long bed ( 8' )



article #	Qty	Lenght	Description
1	1	69 1/2"	2 x 4
2	1	57"	2 x 4
3	4	5"	Plywood 5/8" cut at 4"
4	1	49"	Plywood 5/8" cut at 2"
5	12	1 1/2"	Plywood 5/8" cut at 4"
6	3	88"	2 x 4
7	1	62 1/2"	2 x 4
8	4	1 3/8"	Plywood 5/8" cut at 3 1/2"
	4	4" x 7"	Rubber mat



Description:

**MORY inc.**

701, rang St-Pierre - St-Anselme, QC - G0R 2N0  
1-800-924-9804 - info@moryinc.com

#### Ownership and Confidentiality

The information contained in this drawing is the property of MORY inc.  
All reproduction parts without written permission of MORY Inc. are  
criminal offense.

Customer

KS-M60-M75OLD-F250-99&+8\_eng

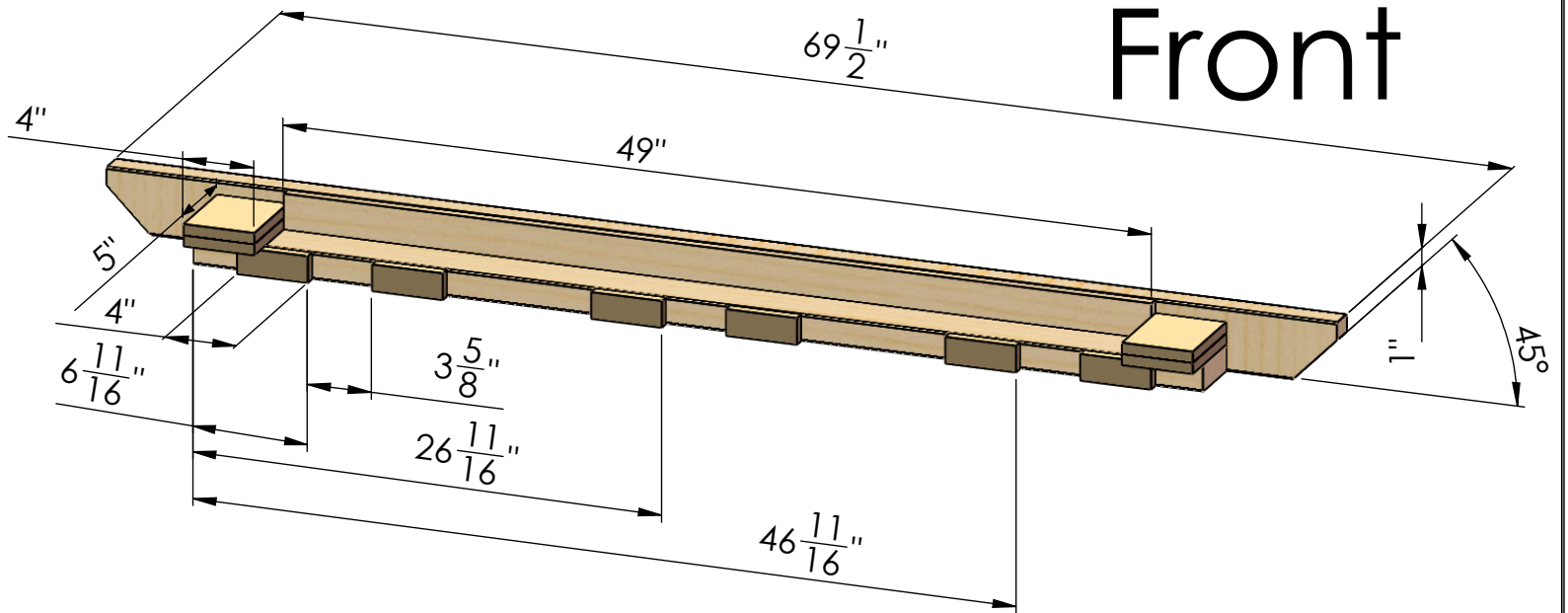
Drawn by: Stéphane Morin

Date: 2018-02-16

Scale: 1:15

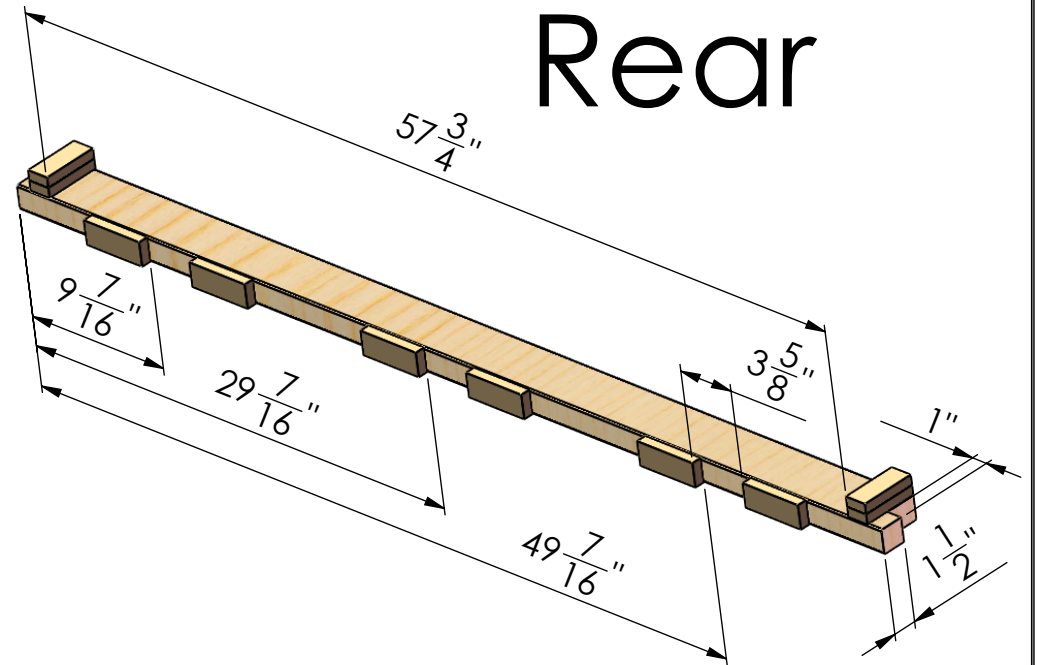

SHEET 1 OF 2

Put the piece of rubber under the truck fastening system at the 4 corners.



Remove the anchor in the front only 1 side to pass the front shim

Remove the 2 pins used to hold the back panel



Description:

**MORY inc.**

701, rang St-Pierre - St-Anselme, QC - G0R 2N0  
1-800-924-9804 - info@moryinc.com

Ownership and Confidentiality

The information contained in this drawing is the property of MORY inc.  
All reproduction parts without written permission of MORY Inc. are  
criminal offense.

Customer

KS-M60-M75OLD-F250-99&+8\_eng

Drawn by: Stéphane Morin

Date: 2018-02-16

Scale: 1:15

SHEET 2 OF 2